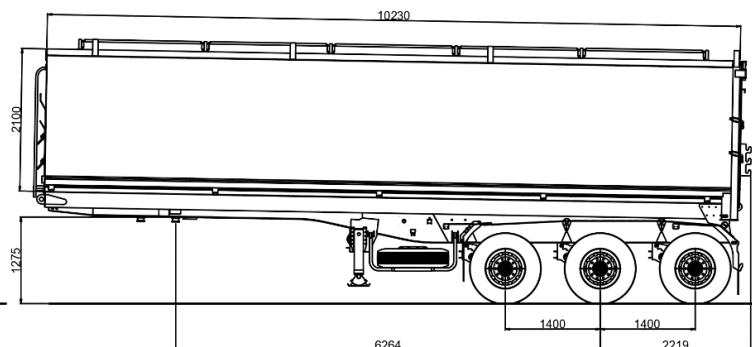
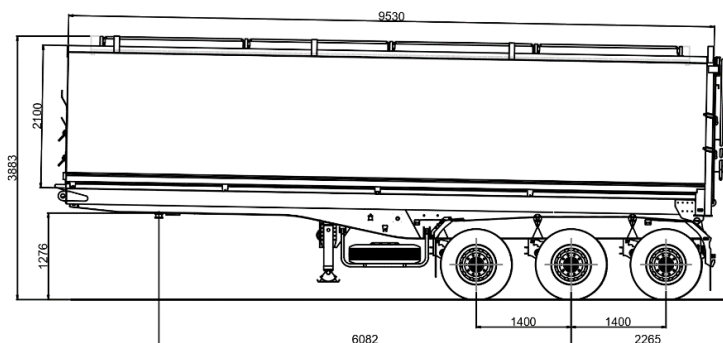




ALLOY GRAIN TIPPER - STANDARD TECHNICAL SPECIFICATION



DIMENSIONS

LENGTH 9530mm Body length (Lead Trailer),
10230mm Body length (Tag Trailer)

HEIGHT 2100mm Body height

CAPACITY 45.7 Cubic meters - 9.53m
49.4 Cubic meters - 10.23m

CONSTRUCTION

CHASSIS Hi Tensile steel chassis, "I" Beam Design

BODY 5mm Alloy plate side sheets, top & bottom extrusion to meet 6mm floor, extruded main runners, internal hoist well, fabricated 5mm alloy tailgate

SKID PLATE 10mm with 90mm bolt-in Kingpin

FRONT PANEL with fabricated access door

TAILGATE One-way top swing with grain door

TARP PVC roll tarp with manual operated tarp kit

HYDRAULICS HYVA hydraulic hoist, 1" hydraulic hose fitted to front with coupling

TOWCOUPLING Ringfeder fitted with lines to the back - 9.53m Trailer Only

ON BOARD SCALE Rightweigh Bluetooth weigh scale

STEP Step fitted to rear bumper

MUDFLAP All rubber guards over tri-group

MUDGAURDS GTE flaps to front and rear of suspension

ELECTRICAL

LIGHTS LED multi-volt lighting to ADR 13/00, Road Train & 7 Pin standard
Wiring in conduit

RUNNING GEAR

SUSPENSION K-Hitch KT250 Airbag

AXLE K-Hitch drum brake axle with 10/285 PCD hubs

BRAKE EBS Road Train brakes

LANDING LEG 2 speed wind down legs with compensating feet

WHEELS 10/285 PCD alloy wheels (13)

TYRES 11R22.5 tubeless tyres (13)

TYRE CARRIER Dual swing c/w chains

PAINTWORK

CHASSIS Painted in high quality 2 pac paint to client specified colour

BODY Painted (External) in high quality 2 pac paint to client specified colour

WARRANTY

12 months on structural work




GENERAL TRANSPORT EQUIPMENT PTY LTD

PO BOX 54, CLOVERDALE WA 6105

A.B.N. 58 008 903 535 A.C.N. 008 903 535



DUAL SWING SPARE WHEEL CARRIER



AIR OPERATED TAILGATE LOCK



BLUE TOOTH DIGITAL WEIGH SCALE



REAR END



GRAIN CHUTE WITH GUIDE

Cnr McDowell St & Abernethy Road, Kewdale, W.A.
Phone (08) 9352 4000 Email: gte@gtetrailers.com.au